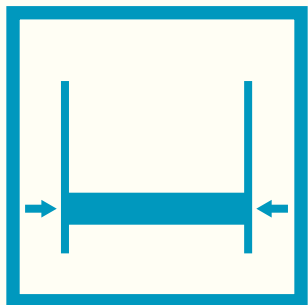


# ATTENTION

The loft is set at the lowest position upon check-in. You must reset the room prior to check-out. UWSP Housing now supplies lofts for all residents. For more, scan the QR code and visit the "LOFT INSTRUCTIONS" tab.

## LOFT INFORMATION



### Lowest Level

Loft is set at lowest level, must be reset before check-out

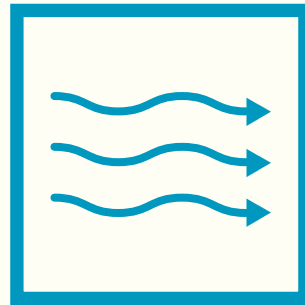


### Keep In Room

Loft items must not leave, store extra pieces in room


## NOTICE

Controlling the moisture level in your room is essential. Below are a few steps you can take to combat moisture. For more, scan the QR code and visit the "MOISTURE CONTROL" tab.



### Create Airflow

Prop open door while in room, use fan or window to aid if above freezing (32°F)



### Hang Towels

Hang towels to dry, and do not cover fan/AC/heater

## ADDITIONAL RESOURCES



### Questions/Issues

If you have any further questions or concerns, talk to your hall staff.

If you are having any issues within your room, please submit a work order at [workrequest.uwsp.edu](https://workrequest.uwsp.edu)