











Wisconsin K-12 Energy Education Program (KEEP)
College of Natural Resources
University of Wisconsin-Stevens Point



Connect, Explore, Engage at Home! Wind Scale (Grades 4-6)

Introduction: Did you know that the sun is responsible for creating winds? As the air is warmed by the sun, it rises, and colder, denser air moves in to replace it. This is wind! Wind velocity (how fast it blows) is measured on a scale of 0 to 12, known as the Beaufort scale who came up with determining wind speed in the early 1800s.*

Get Outside: Find a pillow case and head outdoors. Choose a place away from buildings and large trees. The middle of a yard or a playing field might be good choices. Hold out the pillow case like a flag. Make wind speed observations for a few minutes and then compare to the Beaufort scale chart below.

	Light air (1-3 mph) Pillow case hangs limp No leaves move, can't feel wind		Fresh breeze (19-24 mph) Pillow case ripples Small trees sway
	Slight breeze (4-7 mph) Pillow case stirs Leaves rustle, can feel on face		Strong breeze (25-31 mph) Pillow case beats & snaps Large branches move
	Gentle breeze (8-12 mph) Pillow case extends Leaves and twigs move & blow		Moderate gale (32-38 mph) Pillow case extended Whole trees move
	Moderate breeze (13-18 mph) Pillow case flaps Tree branches move		Fresh gale (39-46 mph) Pillow case rips Small branches break *GO INSIDE!

*The Kids' Nature Book by Susan Milord

Get Active: Can you run or ride your bike as fast as the wind today?

Get Creative: Design a flag that represents you or your family. Hang it outside to catch the wind.

More from KEEP: Video [Wind Scale](#), Full Lesson [Schoolyard Breezes](#)