

# How to Accept Your Financial Aid Offer



This Photo by Unknown Author is licensed under [CC BY-SA-NC](https://creativecommons.org/licenses/by-sa/4.0/)

## Step 1:

Log in to your accesSPoint by navigating to the UWSP.edu homepage under Logins, which is located in the upper right-hand corner, select accesSPoint.

# accesSPoint

## UWSP STUDENT INFORMATION SYSTEM



- **Newly applied students**, please log in using your ID number.
- **Currently admitted students, registered students, or faculty/staff**, please log in with your current username and password.

### Secure Logon for UWSP AccesSPoint

Username

Password

**Logon**

## Step 2:

After logging on, click on the **Financial Aid** tile; be sure to select the applicable year.

The screenshot shows the 'accessPoint' Student Home dashboard. The top navigation bar includes the 'accessPoint' logo, a 'Student Home' dropdown menu, and icons for home, notifications, and a menu. The dashboard is organized into a grid of tiles:

- accessPoint News:** Contains three news items: a new class schedule view, important e-Bill information for Spring 2019, and a new Academic Standing policy for Fall 2018.
- Profile:** Features a user profile icon.
- Tasks:** Displays a warning icon and '1 To Do's 1 Holds'.
- My Classes:** Shows a calendar icon with a graduation cap.
- Degree Progress:** Includes a pie chart icon.
- Graduation:** Features a graduation cap icon.
- Financial Account:** Shows a building icon with coins.
- Financial Aid:** Displays a graduation cap icon with a document. A blue arrow points to this tile from the Financial Account tile.
- Academic Record:** Includes a graduation cap icon with a checklist.
- Search for Classes:** Shows a calendar icon with checkmarks.
- Helpful Links:** Lists links for 'What is accessPoint?', 'Contacts', 'Help', and 'Change accessPoint account password'.

Step 3:  
In the upper left-hand corner, click on "accept/decline", found under Summary.

Financial Aid

2024-2025 [Change](#)

Awards

- Summary
- Accept/Decline 2
- Disbursements

Financial Aid Summary

Private Loan Certification

Additional Information

### Award Summary

6 rows

Display Summary

Award Description/Category	Award Status	Award	Disbursed
<b>Federal Pell Grant</b> Grant	Accepted	3,250.00	3,250.00 >
<b>Wisconsin Grant - UW Students</b> Grant	Accepted	1,928.00	1,928.00 >
<b>Pointer Partnership Grant</b> Grant	Accepted	300.00	300.00 >
<b>Federal Work-Study</b> Work/Study	Accepted	2,000.00	2,000.00 >
<b>Federal Subsidized Loan</b> Loan	<span>!</span> Offered	5,500.00	0.00 >
<b>Federal Unsubsidized Loan</b> Loan	<span>!</span> Offered	2,000.00	0.00 >
<b>Totals</b>		<b>14,978.00</b>	<b>7,478.00</b>

Currency used is US Dollar

Based on review of your Free Application for Federal Student Aid you have been awarded the listed aid. It is intended to help you fill the gap between your ability to pay, your expected Student Aid Index or SAI, and college costs, or the cost of attendance or COA. Additional loan funding may be available, contact the Financial Aid Office for more information.

# Step 4:




Click on the square with the Edit button which is located in the upper left-hand corner.

Financial Aid

2024-2025 [Change](#)

Awards ^

Summary

**Accept/Decline**   [Submit](#) [Actions](#) 6 rows 


Disbursements



Financial Aid Summary v

Private Loan Certification

Additional Information v

**Accept/Decline**

Status New Package 

Award Description/Category	Award Decision	Reduce	Offered	Accepted	
<b>Federal Pell Grant</b> Grant	Accept	<input type="checkbox"/>	3,250.00	3,250.00	>
<b>Wisconsin Grant - UW Students</b> Grant	Accept	<input type="checkbox"/>	1,928.00	1,928.00	>
<b>Pointer Partnership Grant</b> Grant	Accept	<input type="checkbox"/>	300.00	300.00	>
<b>Federal Work-Study</b> Work/Study	Accept	<input type="checkbox"/>	2,000.00	2,000.00	>
<b>Federal Subsidized Loan</b> Loan	 Select	<input type="checkbox"/>	5,500.00	0.00	>
<b>Federal Unsubsidized Loan</b> Loan	 Select	<input type="checkbox"/>	2,000.00	0.00	>
<b>Totals</b>			<b>14,978.00</b>	<b>7,478.00</b>	

Currency used is US Dollar

You may accept or decline any or all of the awards that are currently available. Remember to "Submit" your changes if you make further adjustments. Otherwise, check back periodically for updates to your financial aid package.

# Step 5:

Select "accept" or "decline" on each fund type offered.

To reduce loan amounts, click "accept" and check the box to reduce and then enter amount desired.

Financial Aid



2024-2025 [Change](#)

- Awards
- Summary
- Accept/Decline** (2)
- Disbursements
- Financial Aid Summary
- Private Loan Certification
- Additional Information

### Accept/Decline

Status: New Package ?

[Edit](#) [Submit](#) [Actions](#) 6 rows

Award Description/Category	Award Decision	Reduce	Offered	Accepted
<b>Federal Pell Grant</b> Grant	Accept	<input type="checkbox"/>	3,250.00	3,250.00
<b>Wisconsin Grant - UW Students</b> Grant	Accept	<input type="checkbox"/>	1,928.00	1,928.00
<b>Pointer Partnership Grant</b> Grant	Accept	<input type="checkbox"/>	300.00	300.00
<b>Federal Work-Study</b> Work/Study	Accept	<input type="checkbox"/>	2,000.00	2,000.00
<b>Federal Subsidized Loan</b> Loan	 Accept	<input checked="" type="checkbox"/>	5,500.00	<input type="text" value="3500"/>
<b>Federal Unsubsidized Loan</b> Loan	 Decline	<input type="checkbox"/>	0.00	<input type="text" value="0.00"/>
<b>Totals</b>			<b>14,978.00</b>	<b>7,478.00</b>

Currency used is US Dollar

You may accept or decline any or all of the awards that are currently available. Remember to "Submit" your changes if you make further adjustments. Otherwise, check back periodically for updates to your financial aid package.

## Step 6:

After selecting either "yes" or "no", click "submit" at the top of the page.

Once you've submitted this, it may no longer be possible for you to make further changes online.

Please contact the Office of Financial Aid And Scholarships for assistance.

The image shows a screenshot of a web form with a confirmation dialog box. The background is a light gray grid. In the center, a white dialog box with a gray border contains the text "Do you want to submit this award decision?". Below the text are two buttons: "Yes" (with a dashed border) and "No" (with a solid border). Above and below the dialog box, the word "Accept" is visible next to a small square checkbox, which is currently unchecked.

Be sure to review the **Disclosures** which provide important information about your financial aid offer, types of aid and other requirements.

The screenshot shows a student portal interface with a purple header bar. On the left is a navigation menu with categories: Awards, Financial Aid Summary, Private Loan Certification, and Additional Information. The 'Disclosures' category is highlighted in purple. The main content area is titled 'Disclosures' and contains a paragraph of text and a link labeled 'Link to Disclosures' with a blue arrow pointing to it. The 'Link to Disclosures' link has a small blue circle with the number '1' next to it.

Student Home Information

Awards ^

Summary

Accept/Decline 1

Disbursements

Financial Aid Summary v

Private Loan Certification

Additional Information ^

**Disclosures**

Financial Literacy

Student Employment Office

Consumer Information

**Disclosures**

Please view the disclosures link below for important information regarding the details of your financial aid award. It is recommended you save or print the documents to retain for records. If you would like to receive a printed copy of your financial aid award, please contact our office area.

[Link to Disclosures](#)