

Zoning Webinars

Connection Information

We recommend participating in the webinar(s) on a computer for the best experience. By using a computer, you will be able to easily access the presentation and features including the chat, polls, close captions, and microphone and video controls. Participating on an iPad, notebook, or mobile phone is also available, but your viewing experience will vary. It is also possible to attend by phone without video.

Zoom video conferencing is the platform we are using for all our webinars. Installing the [Zoom Client for Meeting](#) application ahead of the webinar will allow plenty of time to check settings and ensure a good connection. If Zoom is not installed prior to the webinar, you are prompted to download it when you click on the connection link in your confirmation email.

The following are simplified installation instructions. Zoom has a robust [Help Center](#) that you can use for additional details and questions on use. **We will not be able to assist with technology issues during the webinar.**

There are three ways to install the Zoom application

Install the Zoom application from the Zoom portal

1. Install the Zoom application from the Zoom portal. Go to: <https://zoom.us/download>
2. Download **Zoom Client for Meetings**.
3. For additional help: <https://support.zoom.us/hc/en-us>

Install the Zoom application from a Zoom meeting link

1. Click the **Zoom** meeting link in your confirmation email.
2. A screen opens and the download should start automatically in a few seconds.

Install the Zoom application on a tablet or smart phone

1. Install on iPhone or iPad: Download **Zoom Cloud Meetings** in the App Store.
2. Install on Android device: Download **Zoom Cloud Meetings** in Google Play.

There are two ways to join a Zoom meeting

Join a meeting by video

Joining by video is recommended. Watch this short video to learn how: [join a meeting by video](#). Please note that participant audio and video will be off during the webinar until the Q & A portion.

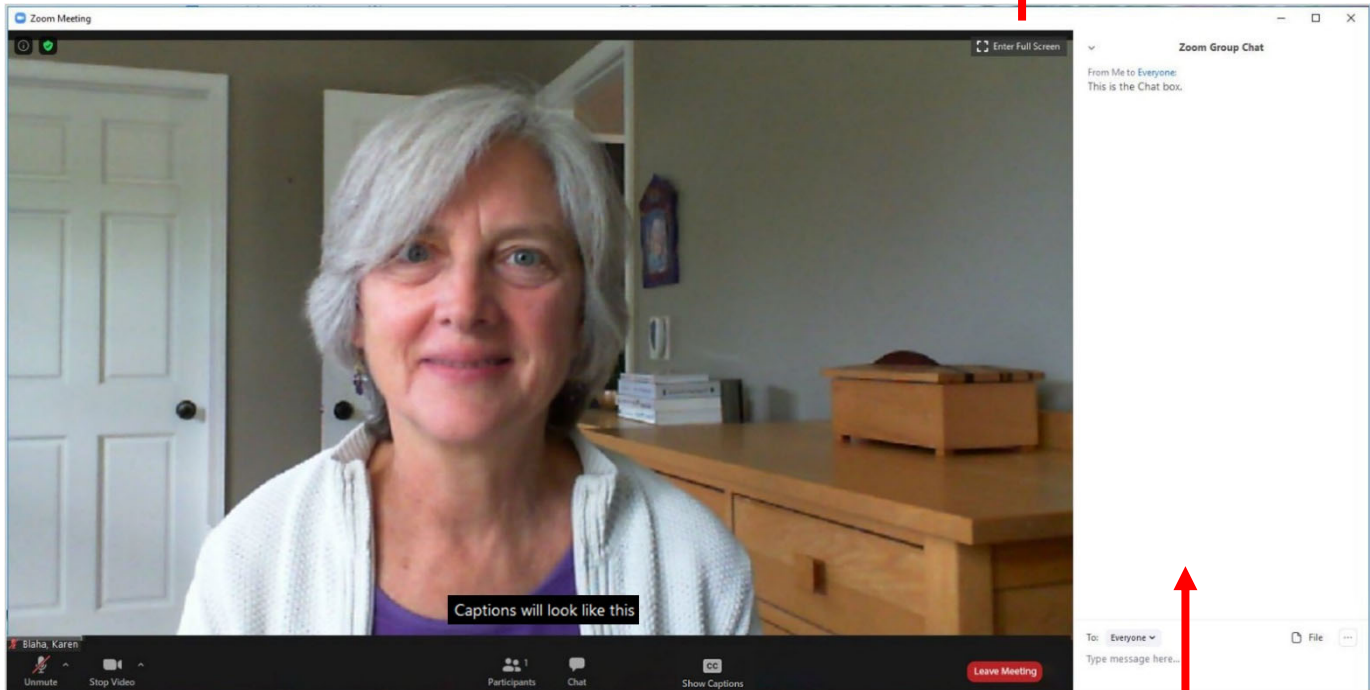
Join a meeting by phone

Use the call-in number on your email confirmation. For details on joining the webinar by phone visit: [join a meeting by phone](#)

Zoning Webinars

Connection Information

Enter or exit full screen



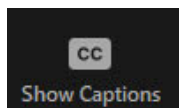
Audio Controls



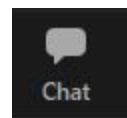
Video Controls



Closed Captions



Chat Box



Click to open & close Chat box

* All participant's audio and video will be off during the webinar and available for the Q & A portion.