



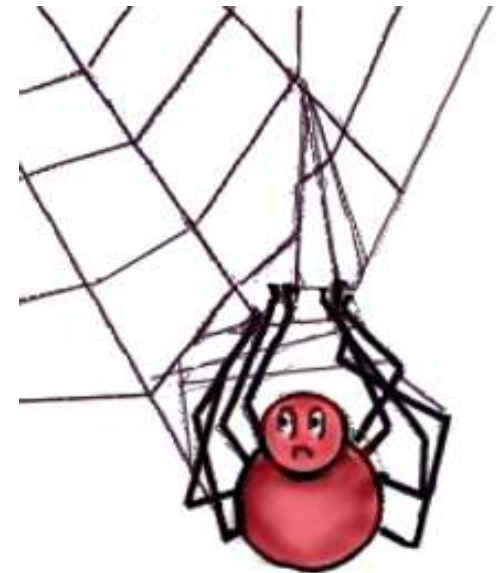
Building Websites for Lake Organizations

Larry Bresina, Pipe Lakes District, Polk County

labbresina@optidat.com

Goal of this presentation:

- ▶ Provide familiarization with the steps to build a website
- ▶ Help lake organizations decide on options for these steps



"All tangled up about websites?"



Lake Organization Communication Options

1. Meetings
2. Paper mail
3. Email
4. Website
5. Phone
6. Social network
7. Blog
8. Web conferencing



Basic Tools to Build a Website

- ▶ Computer with internet access
- ▶ Webpage editor
- ▶ Photo editor
- ▶ Facility to transfer files to the internet



Steps to Build a Website for Lake Organizations

- ▶ 1. Figure out what the site should do.
- ▶ 2. Decide who will build the site.
- ▶ 3. Sketch a layout for the main pages.
- ▶ 4. Create the site pages.
- ▶ 5. Move the pages to the internet.
- ▶ 6. Put a system in place for maintenance.
- ▶ 7. Refresh the site as needed.



1. Figure out what the site should do


- ▶ Goal (example) – Inform a larger number of lake users and community residents with the organization’s activities and the need to continuously take lake protection actions.
- ▶ Functions and Features (example) -
 - Communicate a schedule of future events
 - Present news items
 - Archive documents
 - Show photos of lake activities
 - Explain programs underway
 - Display contact information
 - Show lake quality monitoring data



2. Decide who will build the site

- ▶ Local geek
- ▶ Fear not, do-it-yourself, and learn as you go
- ▶ Group effort
- ▶ Hire professional
- ▶ Combination of the above

The remainder of this talk should help you decide.





3. Sketch a layout for the main pages

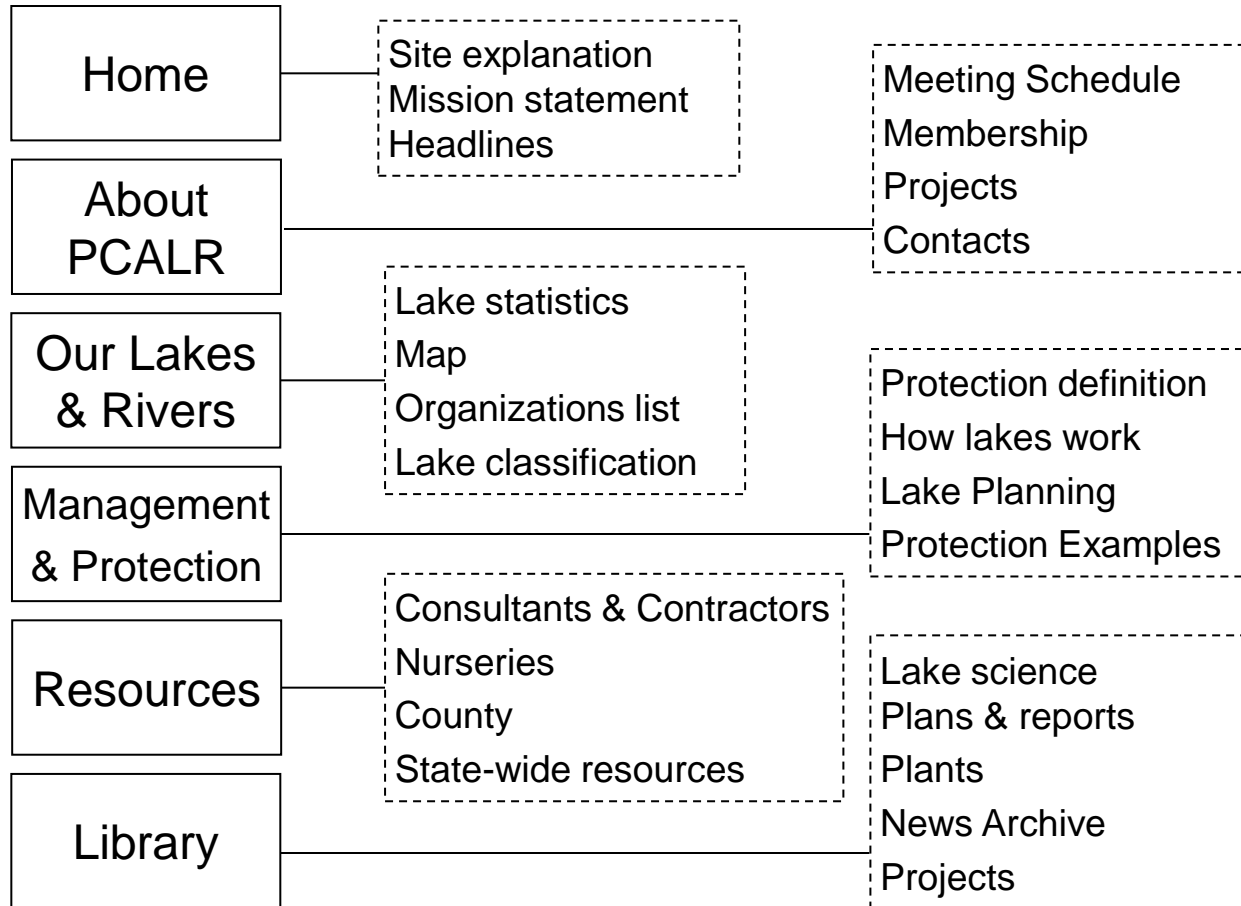
collect layout ideas

- ▶ Visit existing sites
- ▶ Talk to a website designer
- ▶ Use your own or organization's ideas



3. Sketch a layout for the main pages create a site map

Polk County Association of Lakes and Rivers

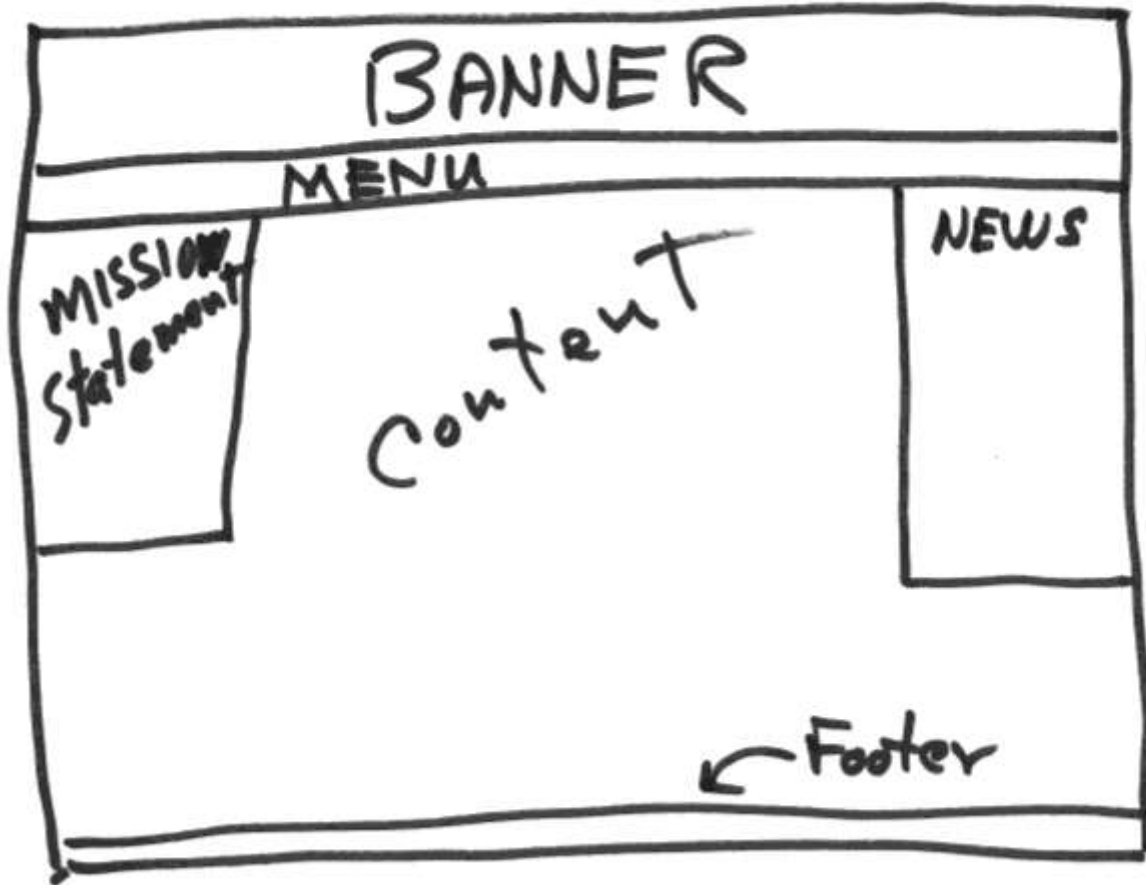




3. Sketch a layout for the main pages

hand drawn sketch

HOME PAGE

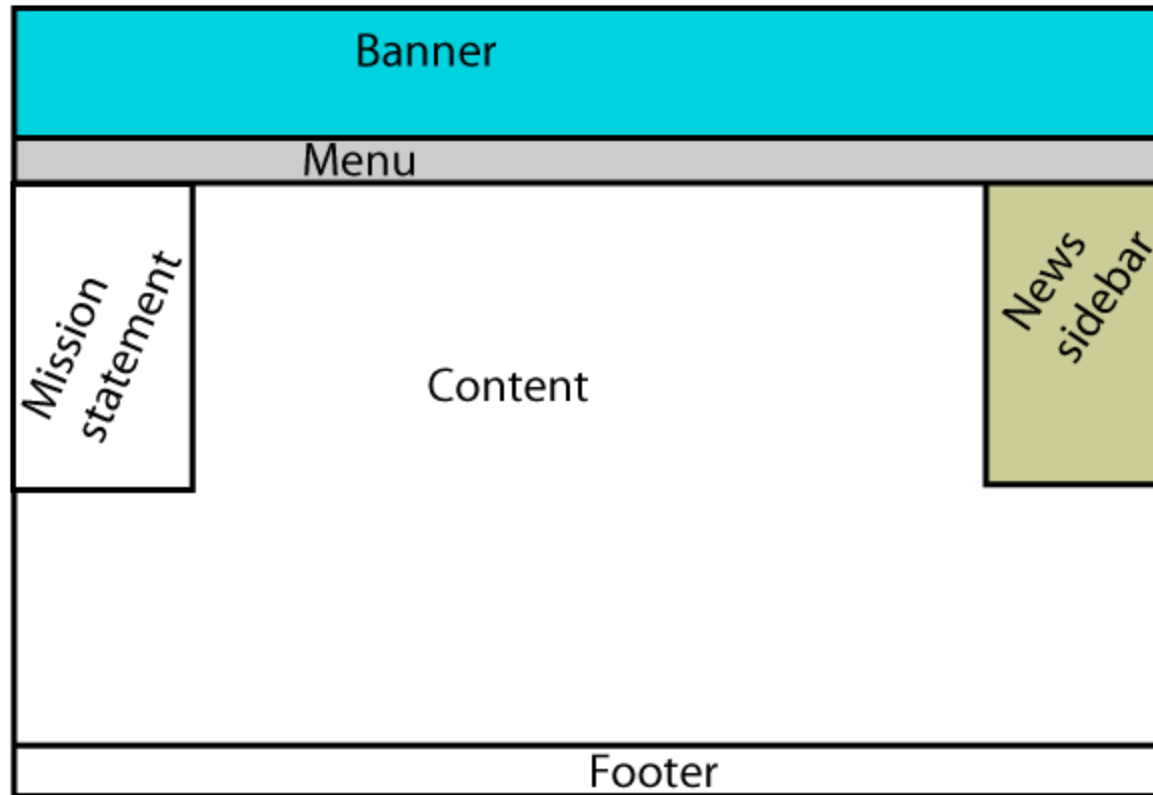




3. Sketch a layout for the main pages

computer drawn sketch

Home Page





3. Sketch a layout for the main pages graphic designer's plan

Polk County Association of Lakes and Rivers (PCALR)
Polk County, Wisconsin

Home | About PCALR | Our Lakes & Rivers | Management & Protection | Resources | Library

Manage, promote, protect and preserve our lakes, rivers and streams

PCALR's mission is to promote and preserve the natural, recreational, aesthetic and ecological qualities of our lakes and rivers, to provide a forum for public expression, to contact and inform public officials of specific problems of our area, and to join forces, if necessary, to achieve a goal deemed crucial by the members to change political opinion and influence governmental bodies.

Paragraph about PCALR, meetings and members, what we do

Paragraph about Volunteerism and its role in protecting our water resources.

[Meeting schedule and location \(>about\)](#)

[Contact PCALR \(>mail form\)](#)

[Sign up](#) to receive PCALR notices.

Resources

[NEXT MEETING WED., JULY 21](#)

Eurasian water milfoil found in Pike Lake near Amery [more >](#)

New Clean Boats Clean Waters reporting form for 2010
[Download a pdf of the new CBCW form](#)

DNR Grants awarded to XX Polk County Lakes [more >](#)



3. Sketch a layout for the main pages screenshot of current home page

The screenshot shows the homepage of the Polk County Association of Lakes and Rivers (PCALR). The header features a logo on the left and the title 'Polk County Association of Lakes and Rivers (PCALR) Polk County, Wisconsin' on the right. A navigation menu includes 'Home', 'About PCALR', 'Our Lakes and Rivers', 'Management & Protection', 'Resources', and 'Library'. The main content area is divided into three columns. The left column contains a mission statement and a search box. The middle column has a welcome message, a paragraph about the county's water resources, and a list of project and resource links. The right column features a 'PCALR NEWS' section with several news items and a legend for link types.

Polk County Association of Lakes and Rivers (PCALR)
Polk County, Wisconsin

Home | About PCALR | Our Lakes and Rivers | Management & Protection | Resources | Library

Manage, promote, protect and preserve our lakes, rivers and streams

PCALR's mission is to promote and preserve the natural, recreational, aesthetic and ecological qualities of our lakes and rivers; to provide a forum for public expression; to contact and inform public officials of specific problems of our area; and to join forces, if necessary, to achieve a goal deemed crucial by the members to change political opinion and influence governmental bodies.

Welcome to Polk County Association of Lakes and Rivers (PCALR). Our goal is to help serve your needs in managing and protecting Polk County's beautiful lakes and rivers — for recreation, for wildlife, and for future generations. We invite your [suggestions](#) for content and improvements.

Polk County's clean waters and close proximity to the Twin Cities make it a popular recreation destination. As development and use rises, and threats from invasive species draw nearer, wise management and avid protection of our water bodies becomes paramount. To ensure that the recreation we enjoy at our lakes and rivers today endures for future generations, we must live in harmony with what we've come here to enjoy... the water, the wildlife and the special places of Polk County.

Please explore the site to learn more about PCALR, its members and initiatives:

- Many of our projects and information & education documents are in the [Library](#).
- At the [Resources](#) page, you'll find information about Polk County government, and where to go for help in planning or implementing lake management projects.
- Check the [Our Lakes and Rivers](#) page for a Polk County map, and access to ordinances, zoning, and other County lake organizations.
- Visit our [Management and Protection](#) page to learn more.
- Please consider attending a meeting or joining PCALR at the organization or individual level. The [About PCALR](#) page provides further information on our organization, including various ways that you can participate in our activities.

Google Custom Search
Search [PCALR site only]

PCALR NEWS

Alert Message from "Wisconsin Lakes"
Phosphorus Standards Rollback Proposed

Wisconsin Lake Conv. April 12-14, Green Bay

"Your Land Resource" - a Polk County ag and conservation news letter (6MB pdf) - note wet land conservation programs, & woods maintenance tips

New AIS Landing Signs for 2011 [more>](#)

Do you have a "dry hydrant" at your lake?
New AIS Prevention for Fire Fighters Using Dry Hydrants [more>](#)

FWM Myths & new AIS on the Horizon (DNR Report)

*Blue links > web pages
*Red links > download files



Polk County Association of Lakes and Rivers (PCALR)

Polk County, Wisconsin

Home

About PCALR

Our Lakes and Rivers

Management & Protection

Resources

Library

Manage, promote, protect and preserve our lakes, rivers and streams

PCALR's mission is to promote and preserve the natural, recreational, aesthetic and ecological qualities of our lakes and rivers; to provide a forum for public expression; to contact and inform public officials of specific problems of our area; and to join forces, if necessary, to achieve a goal deemed crucial by the members to change political opinion and influence governmental bodies.

Welcome to Polk County Association of Lakes and Rivers (PCALR). Our goal is to help serve your needs in managing and protecting Polk County's beautiful lakes and rivers — for recreation, for wildlife, and for future generations. We invite your [suggestions](#) for content and improvements.

Polk County's clean waters and close proximity to the Twin Cities make it a popular recreation destination. As development and use rises, and threats from invasive species draw nearer, wise management and avid protection of our water bodies becomes paramount. To ensure that the recreation we enjoy at our lakes and rivers today endures for future generations, we must live in harmony with what we've come here to enjoy... the water, the wildlife and the special places of Polk County.

Please explore the site to learn more about PCALR, its members and initiatives:

- Many of our projects and information & education documents are in the [Library](#).
- At the [Resources](#) page, you'll find information about Polk County government, and where to go for help in planning or implementing lake management projects.
- Check the [Our Lakes and Rivers](#) page for a Polk County map, and access to ordinances, zoning, and other County lake organizations.
- Visit our [Management and Protection](#) page to learn more.
- Please consider attending a meeting or joining PCALR at the organization or individual level. The [About PCALR](#) page provides further information on our organization, including various ways that you can participate in our activities.

Google™ Custom Search

Search [PCALR site only]

PCALR NEWS

Alert Message from "Wisconsin Lakes"

Phosphorus Standards Rollback Proposed

Wisconsin Lake Conv. April 12-14, Green Bay

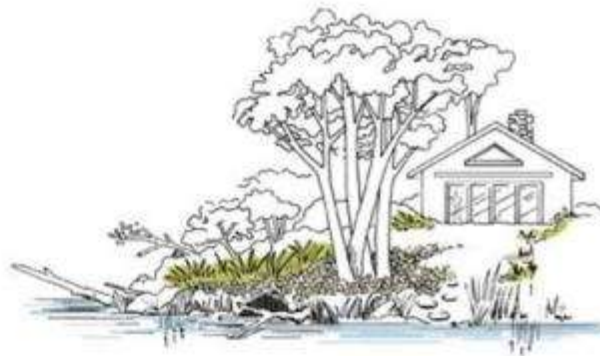
"Your Land Resource" - a Polk County ag and conservation news letter (6MB pdf) - note wet land conservation programs, & woods maintenance tips

New AIS Landing Signs for 2011 [more>](#)

Do you have a "dry hydrant" at your lake? New AIS Prevention for Fire Fighters Using Dry Hydrants [more>](#)

FWM Myths & new AIS on the Horizon (DNR Report)

*Blue links > web pages
*Red links > download files



Screen shot of current web page



3. Sketch a layout for the main pages

page design guide

- ▶ Use lists and limit long sections of text
- ▶ Use white space (“nothing” space)
- ▶ Retain consistency from page to page
- ▶ Add images
- ▶ Use sidebars for connected info



Steps to Build a Website for Lake Organizations

- ▶ 1. Figure out what the site should do. ✓
- ▶ 2. Decide who will build the site. ✓
- ▶ 3. Sketch a layout for the main pages. ✓
- ▶ 4. Create the site pages.
- ▶ 5. Move the pages to the internet.
- ▶ 6. Put a system in place for maintenance.
- ▶ 7. Refresh the site as needed.



4. Create the site pages

gather and create content

- ▶ Banner
- ▶ Documents (news, minutes, reports...)
- ▶ Photos (activities, nature, people...)
- ▶ Text for page main section
- ▶ Sidebar text



4. Create the site pages

page files

Site pages are generated from files containing

- Text
- Graphics
- Code

HTML

CSS

index.html

```
<p>We welcome your <a href="mailto:president@pcalr.org" target="_blank" class="gray">suggestions</a> for content and improvements.</p>
```

global.css

```
#sidebar1 h6 {  
    color: #326476;  
    text-align: center;  
    font-size: 11px;  
}
```



4. Create the site pages

two types of code

- ▶ HTML Page - HyperText Markup Language
 - page structure
 - basic formatting
 - content
- ▶ CSS – Cascading Style Sheets
 - formatting muscle





Polk County Association of Lakes and Rivers (PCALR)

Polk County, Wisconsin

Home

About PCALR

Our Lakes and Rivers

Management & Protection

Resources

Library

Manage, promote, protect and preserve our lakes, rivers and streams

PCALR's mission is to promote and preserve the natural, recreational, aesthetic and ecological qualities of our lakes and rivers; to provide a forum for public expression; to contact and inform public officials of specific problems of our area; and to join forces, if necessary, to achieve a goal deemed crucial by the members to change political opinion and influence governmental bodies.

Welcome to Polk County Association of Lakes and Rivers (PCALR). Our goal is to help serve your needs in managing and protecting Polk County's beautiful lakes and rivers — for recreation, for wildlife, and for future generations. We invite your [suggestions](#) for content and improvements.

Polk County's clean waters and close proximity to the Twin Cities make it a popular recreation destination. As development and use rises, and threats from invasive species draw nearer, wise management and avid protection of our water bodies becomes paramount. To ensure that the recreation we enjoy at our lakes and rivers today endures for future generations, we must live in harmony with what we've come here to enjoy... the water, the wildlife and the special places of Polk County.

Please explore the site to learn more about PCALR, its members and initiatives:

- Many of our projects and information & education documents are in the [Library](#).
- At the [Resources](#) page, you'll find information about Polk County government, and where to go for help in planning or implementing lake management projects.
- Check the [Our Lakes and Rivers](#) page for a Polk County map, and access to ordinances, zoning, and other County lake organizations.
- Visit our [Management and Protection](#) page to learn more.
- Please consider attending a meeting or joining PCALR at the organization or individual level. The [About PCALR](#) page provides further information on our organization, including various ways that you can participate in our activities.

Google™ Custom Search

Search [PCALR site only]

PCALR NEWS

Alert Message from "Wisconsin Lakes"

Phosphorus Standards Rollback Proposed

Wisconsin Lake Conv. April 12-14, Green Bay

"Your Land Resource" - a

Polk County ag and conservation news letter (6MB pdf) - note wet land conservation programs, & woods maintenance tips

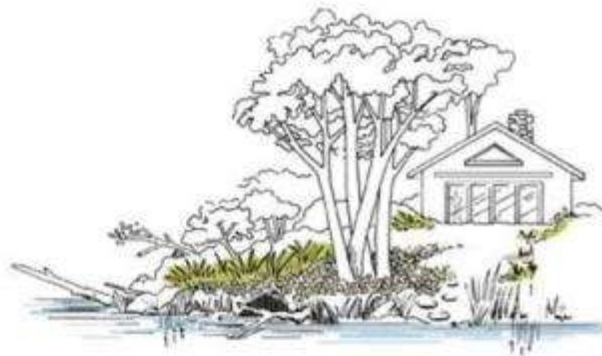
New AIS Landing Signs for 2011 [more>](#)

Do you have a "dry hydrant" at your lake? New AIS Prevention for Fire Fighters Using Dry Hydrants [more>](#)

FWM Myths & new AIS on the Horizon (DNR Report)

*Blue links > web pages

*Red links > download files



Screen shot of final web page



- [Home](#)
- [About PCALR](#)
- [Our Lakes and Rivers](#)
- [Management & Protection](#)
- [Resources](#)
- [Library](#)


Manage, promote, protect and preserve our lakes, rivers and streams

PCALR's mission is to promote and preserve the natural, recreational, aesthetic and ecological qualities of our lakes and rivers; to provide a forum for public expression; to contact and inform public officials and influence governmental bodies.

[PCALR site only]

PCALR NEWS

- [Alert Message from "Wisconsin Lakes"](#)
Phosphorus Standards Rollback Proposed
- [Wisconsin Lake Conv.](#)
[April 12-14, Green Bay](#)
- ["Your Land Resource"](#) - a Polk County ag and conservation news letter (6MB pdf) - note wet land conservation programs, & woods maintenance tips
- [New AIS Landing Signs for 2011](#) [more>](#)
- [Do you have a "dry hydrant" at your lake?](#) [New AIS Prevention for Fire Fighters Using Dry Hydrants](#) [more>](#)
- [EWD of Myrtus & new AIS on the Horizon](#) (DNR Report)
- *Blue links > web pages
- *Red links > download files



Welcome to Polk County Association of Lakes and Rivers (PCALR). Our goal is to help serve your needs in managing and protecting Polk County's beautiful lakes and rivers — for recreation, for wildlife, for Polk County's clean waters and close proximity to the Twin Cities make it a popular recreation destination. As development and use rises, and threats from invasive species draw nearer, wise management for future generations, we must live in harmony with what we've come here to enjoy... the water, the wildlife and the special places of Polk County.

Please explore the site to learn more about PCALR, its members and initiatives:

- Many of our projects and information & education documents are in the [Library](#).
- At the [Resources](#) page, you'll find information about Polk County government, and where to go for help in planning or implementing lake management projects.
- Check the [Our Lakes and Rivers](#) page for a Polk County map, and access to ordinances, zoning, and other County lake organizations.
- Visit our [Management and Protection](#) page to learn more.
- Please consider attending a meeting or joining PCALR at the organization or individual level. The [About PCALR](#) page provides further information on our organization, including various ways that you

Screen shot of
final web page
Without CSS

CSS –
Cascading
Style
Sheets



4. Create the site pages

editor types

- ▶ WYSIWYG (what you see is what you get)
 - You add the contents
 - Working screen appears similar to web page
 - Editor software inserts code for you
- ▶ You write the code
 - You add the contents and code
 - Requires learning HTML/CSS code
- ▶ Some editors allow WYSIWYG and/or coding



4. Create the site pages

code vs visual editing

```

</div>
<div id="eventstablebar">
  <h3><a name="comingEvents" id="comingEvents"></a>Coming Events</h3>
  <table border="1" cellpadding="2" cellspacing="0" class="eventstable">
    <tr>
      <th width="253" scope="col">Event</th>
      <th width="180" scope="col">Date</th>
      <th width="142" scope="col">Time</th>
      <th width="226" scope="col">Location</th>
    </tr>
    <tr>
      <td scope="row">April Board Meeting</td>
      <td>Apr 15, 2011</td>
      <td class="smallmedtype">5 pm</td>
      <td>2198 W Pipe Lake Ct.</td>
    </tr>
    <tr>
      <td scope="row">May Board Meeting</td>
      <td>May 27, 2011</td>
      <td class="smallmedtype">7 pm</td>
      <td>to be determined</td>
    </tr>
    <tr>
      <td scope="row">Boating Safety Class - on lake</td>
      <td>May 28, 2011</td>
      <td class="smallmedtype">afternoon</td>
      <td>Pipe Lakes</td>
    </tr>
    <tr>
      <td scope="row">Boating Safety Class - classroom</td>
      <td>May 28, 2011</td>
      <td class="smallmedtype">to be determined</td>
      <td>Christ Lutheran Church</td>
    </tr>
    <tr>
      <td scope="row">Spring District Special Mtg</td>
      <td>May 28, 2011</td>
      <td class="smallmedtype">8:45-9:15 am</td>
      <td>Christ Lutheran Church</td>
    </tr>
    <tr>
      <td colspan="4">Shoreland Preservation Workshop</td>
    </tr>
    <tr>
      <td colspan="4">Boat Parade</td>
    </tr>
    <tr>
      <td colspan="4">July Board Meeting</td>
    </tr>
    <tr>
      <td colspan="4">Annual Picnic</td>
    </tr>
    <tr>
      <td colspan="4">Annual District Meeting</td>
    </tr>
    <tr>
      <td colspan="4">September Board Meeting</td>
    </tr>
  </table>

```

Pipe and North Pipe Lakes Protection and Rehabilitation District

Home | Events | News | Programs | Documents | Contact Us | Johnstown

Pipe Lakes Events

Coming Events
[Six Days in the Life of a Pipe Lakes Snowman](#)
[2010 Picnic Photos - Group 1](#)
[2010 Picnic Photos - Group 2](#)
[2010 Boat Parade Photos](#)

Event	Date	Time	Location
April Board Meeting	Apr 15, 2011	5 pm	2198 W Pipe Lake Ct.
May Board Meeting	May 13, 2011	5 pm	2198 W Pipe Lake Ct.
Boating Safety Class - classroom (details to follow)	May 27, 2011	7 pm	to be determined
Boating Safety Class - on lake (details to follow)	May 28, 2011	afternoon	Pipe Lakes
May Board Meeting	May 28, 2011	to be determined	Christ Lutheran Church (intersection of G and T)
Spring District Special Mtg	May 28, 2011	8:45-9:15 am	Christ Lutheran Church (intersection of G and T)
<u>Shoreland Preservation Workshop</u>			
Boat Parade	July 2, 2011 (rain date July 3)	to be determined	gather near landing
July Board Meeting	July 15, 2011	5 pm	2198 W Pipe Lake Ct.
Annual Picnic	Aug 20, 2011	to be determined	to be determined
Annual District Meeting	Sep 3, 2011	9 am	Christ Lutheran Church (intersection of G and T)
September Board Meeting	Sep 3, 2011	After District Meeting	Christ Lutheran Church (intersection of G and T)

Event Gallery
 [Send photo addition or removal requests to webmaster@pipe-lakes.com]

Six Days in the Life of a Pipe Lakes Snowman (Start with thumbnail on bottom left)



4. Create the site pages

editor type advantages and disadvantages

▶ WYSIWYG

- Easier to learn
- Less control of design, layout, and formatting

▶ Coding

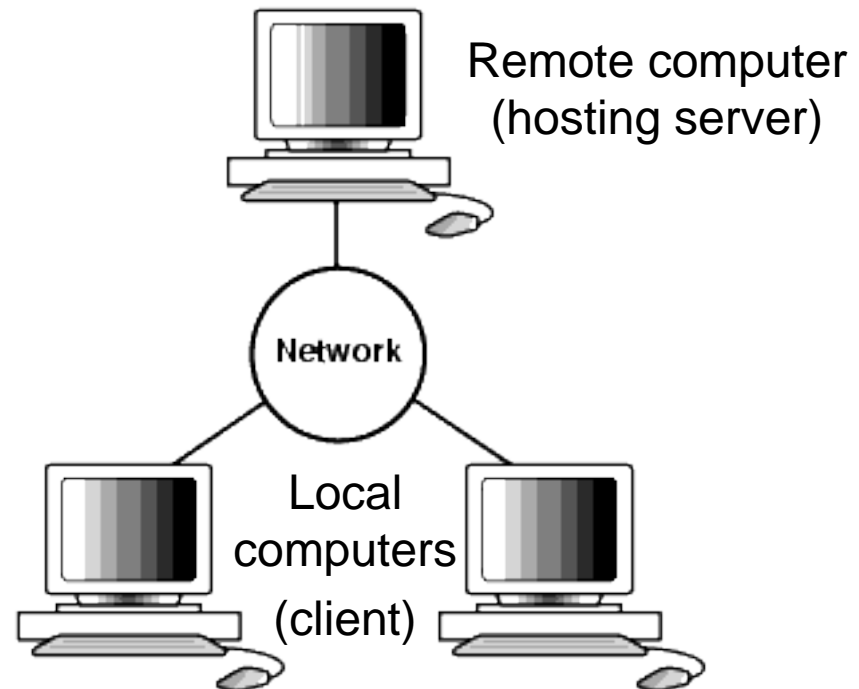
- Complete control of design process
- More options (animation, forms, etc.)
- Cleaner code



4. Create the site pages

file creation location

- ▶ Create with software in local computer
- ▶ Create with software in remote computer through your browser





4. Create the site pages

Local vs Remote Creation

- ▶ Local
 - WYSIWYG and coding editing
 - Uploading all files to server required
- ▶ Remote (site builders)
 - Only WYSIWYG (sometimes limited coding)
 - May be locked into hosting service
 - Proprietary editor
- ▶ Remote (CMS/Blogs)



4. Create the site pages

remote – CMS/Blogs

- ▶ Additional options to build websites
- ▶ CMS (Content Management System)
 - Separates the design, interactivity, and content from one another to make it easier for content authors to provide content – About.com
 - Examples: Drupal, Joomla
- ▶ Blog
 - Examples: Wordpress, Blogger



4. Create the site pages

local - KompoZer free editor

Pipe and North Pipe Lakes
Protection and Rehabilitation District

Home Events News Programs Documents Contact Us Johnstown

Pipe Lakes Events

Coming Events

[Six Days in the Life of a Pipe Lakes Snowman](#)
[2010 Picnic Photos - Group 1](#)
[2010 Picnic Photos - Group 2](#)
[2010 Boat Parade Photos](#)

Event	Date	Time	Location
April Board Meeting	Apr 15, 2011	5 pm	2198 W Pipe Lake Ct.
May Board Meeting	May 13, 2011	5 pm	2198 W Pipe Lake Ct.
Boating Safety Class - classroom (details to follow)	May 27, 2011	7 pm	to be determined
Boating Safety Class - on lake (details to follow)	May 28, 2011	afternoon	Pipe Lakes
May Board Meeting	May 28, 2011	to be determined	Christ Lutheran Church (intersection of G and T)
Spring District Special Mtg	May 28, 2011	8:45-9:15 am	Christ Lutheran Church (intersection of G and T)
Shoreland Preservation Workshop	May 28, 2011	9:15-11:15 am	Christ Lutheran Church (intersection of G and T)

```
<tbody><tr>
  <th scope="col" width="253">Event</th>
  <th scope="col" width="150">Date</th>
  <th scope="col" width="142">Time</th>
  <th scope="col" width="226">Location</th>
</tr>
<tr>
  <td scope="row">April Board Meeting</td>
  <td>Apr 15, 2011</td>
  <td class="smallmedtype">5 pm</td>
  <td>2198 W Pipe Lake Ct.</td>
</tr>
<tr>
  <td scope="row">May Board Meeting</td>
```

```
<th scope="col" width="253">Event</th>
<th scope="col" width="150">Date</th>
<th scope="col" width="142">Time</th>
<th scope="col" width="226">Location</th>
```



4. Create the site pages

local - Dreamweaver \$\$ editor

```

</div>
<div id="eventstablebar">
  <h3><a name="comingEvents" id="comingEvents"></a>Coming Events</h3>
  <table border="1" cellpadding="2" cellspacing="0" class="eventstable">
    <tr>
      <th width="253" scope="col">Event</th>
      <th width="180" scope="col">Date</th>
      <th width="142" scope="col">Time</th>
      <th width="226" scope="col">Location</th>
    </tr>
    <tr>
      <td colspan="4">April Board Meeting</td>
      <td>Apr 15, 2011</td>
      <td class="smallmedtype">5 pm</td>
      <td>2198 W Pipe Lake Ct.</td>
    </tr>
    <tr>
      <td colspan="4">
        - classroom<br />
        (details to follow) <br /></td>
      <td>May 27, 2011</td>
      <td class="smallmedtype">7 pm</td>
      <td>to be determined</td>
    </tr>
    <tr>
      <td colspan="4">Boating Safety Class - on lake<br />
        (details to follow)</td>
      <td>May 28, 2011</td>
      <td class="smallmedtype">afternoon</td>
      <td>Pipe Lakes</td>
    </tr>
    <tr>
      <td colspan="4">May Board Meeting</td>
      <td>May 28, 2011</td>
      <td class="smallmedtype">to be determined</td>
      <td>Christ Lutheran Church<br />
        <span class="smallmedtype">(intersection of G and T)</span></td>
    </tr>
    <tr>
      <td colspan="4">Spring District Special Mtg</td>
      <td>May 28, 2011</td>
      <td class="smallmedtype">8:45-9:15 am</td>
      <td></td>
    </tr>
  </table>

```

Pipe and North Pipe Lakes Protection and Rehabilitation District

Home
Events
News
Programs
Documents
Contact Us
Johnstown

Pipe Lakes Events

Coming Events

Event	Date	Time	Location
April Board Meeting	Apr 15, 2011	5 pm	2198 W Pipe Lake Ct.
May Board Meeting	May 13, 2011	5 pm	2198 W Pipe Lake Ct.
Boating Safety Class - classroom (details to follow)	May 27, 2011	7 pm	to be determined
Boating Safety Class - on lake (details to follow)	May 28, 2011	afternoon	Pipe Lakes
May Board Meeting	May 28, 2011	to be determined	Christ Lutheran Church (intersection of G and T)
Spring District Special Mtg	May 28, 2011	8:45-9:15 am	Christ Lutheran Church (intersection of G and T)
Shoreland Preservation Workshop	May 28, 2011	9:15-11:15 am	Christ Lutheran Church (intersection of G and T)
Boat Parade	July 2, 2011 (rain date July 3)	to be determined	gather near landing
July Board Meeting	July 15, 2011	5 pm	2198 W Pipe Lake Ct.
Annual Picnic	Aug 20, 2011	to be determined	to be determined
Annual District Meeting	Sep 3, 2011	9 am	Christ Lutheran Church (intersection of G and T)
September Board Meeting	Sep 3, 2011	After District Meeting	Christ Lutheran Church (intersection of G and T)

Coming Events
[Six Days in the Life of a Pipe Lakes Snowman](#)
[2010 Picnic Photos - Group 1](#)
[2010 Picnic Photos - Group 2](#)
[2010 Boat Parade Photos](#)

Event Gallery

[Send photo addition or removal requests to webmaster@pipe-lakes.com]

Six Days in the Life of a Pipe Lakes Snowman (Start with thumbnail on bottom left)



4. Create the site pages

remote - Google free site-builder

Pipe and North Pipe Lakes

home events

Pipe Lakes Events

- Coming Events
- 2010 Picnic Photos - Group 1
- 2010 Picnic Photos - Group 2
- 2010 Boat Parade Photos

Coming Events

Event	Date	Time	Location
January Board Meeting	Jan 28, 2011	5 pm	2198 W Pipe Lake Ct.
April Board Meeting	Apr 8, 2011	5 pm	2198 W Pipe Lake Ct.
May Board Meeting	May 13, 2011	5 pm	2198 W Pipe Lake Ct.
May Board Meeting	May 28, 2011	?	Christ Lutheran Church (intersection of G and T)
Spring District Special Mtg	May 28, 2011	9 am	Christ Lutheran Church (intersection of G and T)
July Board Meeting	July 15, 2011	5 pm	2198 W Pipe Lake Ct.
Annual District Meeting	Sep 3, 2011	9 am	Christ Lutheran Church (intersection of G and T)
September Board Meeting	Sep 3, 2011	After District Meeting	Christ Lutheran Church (intersection of G and T)

copyright 2011 by Optidat

Sign in Recent Site Activity Terms Report Abuse Print page | Powered by Google Sites

Screen shot of web page



4. Create the site pages

remote - Wordpress blog



Home

Welcome to Polk County Association of Lakes and Rivers (PCALR). Our goal is to help serve your needs in managing and protecting Polk County's beautiful lakes and rivers — for recreation, for wildlife, and for future generations.

We welcome your [suggestions](#) for content and improvements.

Please explore the site to learn more about PCALR, its members and initiatives. Many of our projects and information & education documents are in the [Library](#). At the [Resources](#) page, you'll find information about Polk County government, and where to go for help in planning or implementing lake management projects. Check the [Our Lakes and Rivers](#) page for a Polk County map, and access to ordinances, zoning, and other County lake organizations.

Polk County's clean waters and close proximity to the Twin Cities make it a popular recreation destination. As development and use rises, and threats from invasive species draw nearer, wise management and avid protection of our water bodies becomes paramount. To ensure that the recreation we enjoy at our lakes and rivers today endures for future generations, we must live in harmony with what we've come here to enjoy... the

PCALR NEWS

- [Wisconsin Lake Conv.](#)
April 12-14, Green Bay Early bird registration deadline March 14
- ["Your Land Resource"](#) - a Polk County ag and conservation news letter (6MB pdf) - note wet land conservation programs, & woods maintenance tips
- [New AIS Landing Signs for 2011 more>](#)
- [Do you have a "dry hydrant" at your lake? New AIS Prevention for Fire Fighters Using Dry Hydrants more>](#)
- [EWM Myths & new AIS on the Horizon \(DNR Report\)](#)

Manage, promote, protect and preserve our lakes, rivers and streams

Screen shot of web page



4. Create the site pages

test the pages

- ▶ Use most popular browsers
 - Internet Explorer (v6-v8)
 - Firefox
 - Safari (Mac)
- ▶ Check placement of elements
- ▶ Change type size in browser
- ▶ Change browser zoom



Steps to Build a Website for Lake Organizations

- ▶ 1. Figure out what the site should do. ✓
- ▶ 2. Decide who will build the site. ✓
- ▶ 3. Sketch a layout for the main pages. ✓
- ▶ 4. Create the site pages. ✓
- ▶ 5. Move the pages to the internet.
- ▶ 6. Put a system in place for maintenance.
- ▶ 7. Refresh the site as needed.



5. Move pages to internet

what's involved

- ▶ Obtain domain name
- ▶ Obtain hosting service
- ▶ Publish your pages



5. Move pages to internet

obtain domain name

- ▶ <http://www.yourlakename.org>
- ▶ Obtain from domain name registrar \$1-\$35
- ▶ May be free through hosting service



5. Move pages to internet

hosting service options

- ▶ Free
 - may include ads by provider
 - odd address
 - <http://sites.google.com/site/yourlakename>
- ▶ Shared hosting
 - <http://www.yourlakename.org>
 - less than \$10/month
- ▶ Dedicated IP address & SSL
 - Secure transactions
 - Add about \$6/month & transaction cost (PayPal)



5. Move pages to internet

publish your pages

- ▶ Site-builder with hosting service
 - Uploading of site pages unnecessary
 - Uploading of linked documents, images, etc. through browser

- ▶ Locally created pages
 - Upload using an FTP program
 - FTP may be built into your editor software



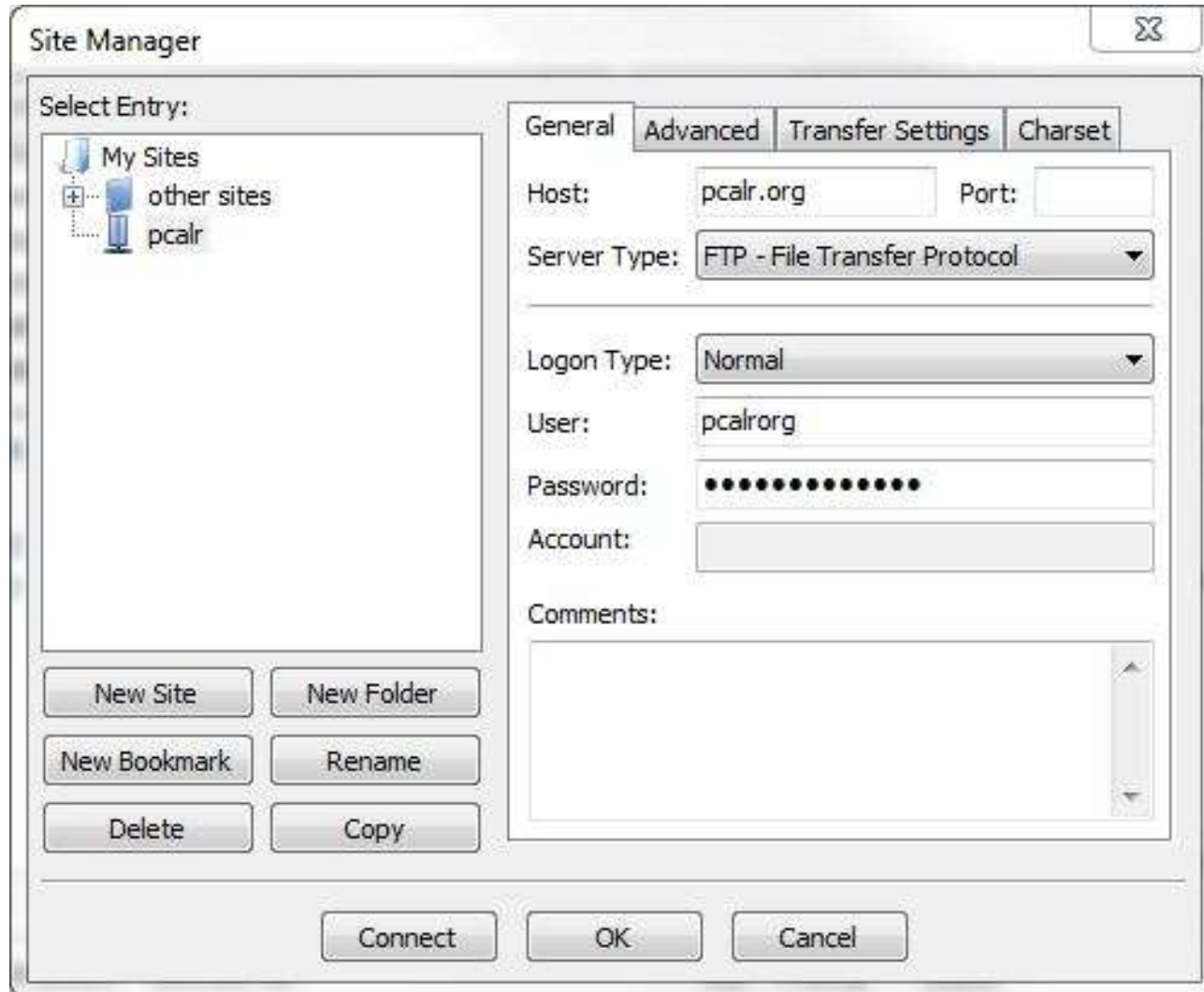
5. Move pages to internet uploading through browser

The screenshot displays the Comcast File Manager interface. At the top, there is a navigation bar with tabs for Home, Create & Edit Pages, Upload & Manage Photos, Update & Manage Blogs, Select & Configure Widgets, and View & Manage Files. A 'Total Disk Usage' indicator shows 1% of 1GB. The main content area is titled 'File Manager' and includes a sidebar for 'Navigate Your Website' with options for Upload Files, Manage Folders, and Trash. The central panel is titled 'Upload Files to Your Web Space' and is divided into two sections: 'Choose Files' and 'Place Files'. The 'Choose Files' section prompts the user to find files on their computer (maximum of 6 at a time, 8MB each) and lists six file paths, each with a 'Browse...' button. The first two paths are 'C:\Users\LJB\Desktop\hor' and 'C:\Users\LJB\Desktop\hp'. The 'Place Files' section asks the user to choose a directory, with a dropdown menu for 'Existing Folders' (set to '/') and a text input for 'New Folder'. A note states that files are uploaded as private by default and will not appear on the website until they are made public in the File Manager. An 'Upload' button is located at the bottom right of the main content area. The footer contains 'Add Comcast Services' with links for Faster High-Speed Internet, Digital Cable, Digital Voice®, and High-Definition TV, along with copyright information and various links.



5. Move pages to internet

setting connections with FileZilla (free)





5. Move pages to internet uploading with FileZilla

The screenshot shows the FileZilla interface with the following details:

- Local site:** C:\xampp\htdocs\pcalr\documents\Minutes\
 - Minutes
 - _notes
 - News
 - Plans
 - Reports
 - images
- Remote site:** /public_html/documents/Minutes
 - Minutes
 - News
 - Plans
 - Reports
 - ftpxfer
 - images

Filename	Filesize	Filetype	Last modified
..			
_notes		File folder	10/31/2010 3:37:11...
Minutes_102010...	127,493	Adobe Acroba...	10/31/2010 3:11:55...
Minutes_42110...	102,089	Adobe Acroba...	8/16/2010 7:04:12 ...
Minutes_51910...	111,720	Adobe Acroba...	8/16/2010 7:04:36 ...
Minutes_61610...	106,380	Adobe Acroba...	8/16/2010 7:04:52 ...
Minutes_72110...	108,297	Adobe Acroba...	10/6/2010 4:40:51 ...
Minutes_92110...	109,166	Adobe Acroba...	10/6/2010 9:35:13 ...

6 files and 1 directory. Total size: 665,145 bytes

Filename	Filesize	Filetype	Last modified	Permissions
..				
Minutes...	127,493	Adobe Acr...	10/29/2010 9:49:18...	0644
Minutes...	127,323	Adobe Acr...	10/28/2010 5:23:42...	0644
Minutes...	102,089	Adobe Acr...	9/20/2010 10:38:53...	0644
Minutes...	111,720	Adobe Acr...	9/20/2010 10:38:55...	0644
Minutes...	106,380	Adobe Acr...	9/20/2010 10:38:56...	0644
Minutes...	108,297	Adobe Acr...	10/6/2010 5:58:50 ...	0644
Minutes...	109,166	Adobe Acr...	10/6/2010 10:38:55...	0644

7 files. Total size: 792,468 bytes

Server/Local file	Direction	Remote file	Size	Priority	Status
-------------------	-----------	-------------	------	----------	--------



5. Move pages to internet

test the pages

- ▶ Test with most popular browsers
 - Internet Explorer (v6-v8)
 - Firefox
 - Safari (Mac)
- ▶ Check placement of elements
- ▶ Change type size in browser
- ▶ Change browser zoom



Congratulations

Your done?



Steps to Build a Website for Lake Organizations

- ▶ 1. Figure out what the site should do. ✓
- ▶ 2. Decide who will build the site. ✓
- ▶ 3. Sketch a layout for the main pages. ✓
- ▶ 4. Create the site pages. ✓
- ▶ 5. Move the pages to the internet. ✓
- ▶ 6. Put a system in place for maintenance.
- ▶ 7. Refresh the site as needed.



6. Maintenance

Sorry – a good site is never done

- ▶ A site that never changes is near worthless!
- ▶ Timely updates are invaluable!

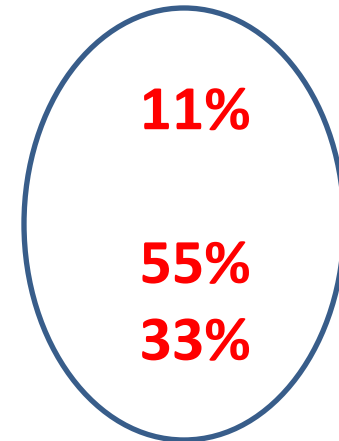




6. Maintenance

Polk County Lake Org Sites

- ▶ Who updates your lake org site?
 - Volunteer with minimal experience **22%**
 - Volunteer with design experience **33%**
 - Hired professional **44%**
- ▶ What type of software
 - Free editor **33%**
 - Purchased editor **67%**
- ▶ Updates
 - 6-months to a year **11%**
 - Every 3 months **55%**
 - Every month **33%**
 - At least twice a month **33%**





6. Maintenance

- ▶ Updates
 - news
 - calendar
 - meeting minutes
 - photos
 - etc.

- ▶ Monitoring
 - check menus and links
 - Use statistics (visits, page views, etc.)



6. Maintenance

local/remote hybrid - Firefox free editor

```

Ede HTML
HTML Body
</ul>
</div>
<div id="eventstablebar">
<h3><a name="comingEvents" id="comingEvents"></a>Coming Events</h3>
<table class="eventstable" border="1" cellpadding="2" cellspacing="0">
<tbody><tr>
<th scope="col" width="253">Event</th>
<th scope="col" width="150">Date</th>
<th scope="col" width="142">Time</th>
<th scope="col" width="226">Location</th>
</tr>
<tr>
<td scope="row">April Board Meeting</td>
<td>Apr 15, 2011</td>
<td></td>
<td></td>
</tr>
<tr>
<td scope="row">Boating Safety Class
- classroom<br>
(details to follow) <br></td>
<td>May 27, 2011</td>
<td class="smallmedtype">7 pm</td>
<td>to be determined</td>
</tr>
<tr>
<td scope="row">Boating Safety Class - on lake<br>
(details to follow)</td>
<td>May 28, 2011</td>
<td class="smallmedtype">afternoon</td>
<td>Pipe Lakes</td>
</tr>
<tr>
<td scope="row">May Board Meeting</td>
<td>May 28, 2011</td>
<td class="smallmedtype">to be determined</td>
<td>Christ Lutheran Church<br>


```



Pipe and North Pipe Lakes

Protection and Rehabilitation District

Home
Events
News
Programs
Documents
Contact Us
Johnstown

Pipe Lakes Events

Coming Events
[Six Days in the Life of a Pipe Lakes Snowman](#)
[2010 Picnic Photos - Group 1](#)
[2010 Picnic Photos - Group 2](#)
[2010 Boat Parade Photos](#)

Coming Events

Event	Date	Time	Location
April Board Meeting	Apr 15, 2011	5 pm	2198 W Pipe Lake Ct.
May Board Meeting	May 13, 2011	5 pm	2198 W Pipe Lake Ct.
Boating Safety Class - classroom (details to follow)	May 27, 2011	7 pm	to be determined
Boating Safety Class - on lake (details to follow)	May 28, 2011	afternoon	Pipe Lakes
May Board Meeting	May 28, 2011	to be determined	Christ Lutheran Church (intersection of G and T)
Spring District Special Mtg	May 28, 2011	8:45-9:15 am	Christ Lutheran Church (intersection of G and T)
<u>Shoreland Preservation Workshop</u>	May 28, 2011	9:15-11:15 am	Christ Lutheran Church (intersection of G and T)
Boat Parade	July 2, 2011 (rain date July 3)	to be determined	gather near landing
July Board Meeting	July 15, 2011	5 pm	2198 W Pipe Lake Ct.
Annual Picnic	Aug 20, 2011	to be determined	to be determined
Annual District Meeting	Sep 3, 2011	9 am	Christ Lutheran Church (intersection of G and T)
September Board Meeting	Sep 3, 2011	After District Meeting	Christ Lutheran Church (intersection of G and T)

Event Gallery

[Send photo addition or removal requests to gxkmaster@piplsakes.org]

Six Days in the Life of a Pipe Lakes Snowman (Start with thumbnail on bottom left)

[\[Return to top of page\]](#)



6. Maintenance

remote-built-in editing components





The screenshot shows the homepage of the Bone Lake Management District website. At the top, there is a search bar and a navigation menu with links for Home, Administration, Bone Lake Mgmt Plan, Lake Protection, Bone Lake Events, About Bone Lake, About Polk County, and Join Our Mailing. The main content area is titled "Bone Lake Management District Events" and includes a sub-header "Annual Events are listed in the navigation on the left. Click on the links below to view our photo galleries." Below this, there are four event listings, each with a small photo and a "View More Info/Photo Gallery" link. A sidebar on the right contains a vertical list of event categories: Boat Parade, Boat Safety Training, Fireworks, Fun Run, and Social Events & Meetings.

Bone Lake Management District Polk County, WI

[Home](#) [Administration](#) [Bone Lake Mgmt Plan](#) [Lake Protection](#) [Bone Lake Events](#) [About Bone Lake](#) [About Polk County](#) [Join Our Mailing](#)

Bone Lake Management District Events

Annual Events are listed in the navigation on the left. Click on the links below to view our photo galleries.

- **Water Ski Show 2010**
June 26,2010
The Twin City River Rats put on a water ski show at the south end of Bone Lake near Fox Creek, sponsored by Judy and Bo
[View More Info/Photo Gallery.](#)
- **Fun Run 2010 Part 1**
June 05,2010
Fun Run/Walk 2010
[View More Info/Photo Gallery.](#)
- **Fun Run 2010 Part 2**
June 05,2010
Fun Run/Walk 2010 part 2
[View More Info/Photo Gallery.](#)
- **Oktoberfest 2010**
October 02,2010
Oktoberfest 2010
[View More Info/Photo Gallery.](#)

[Boat Parade](#)
[Boat Safety Training](#)
[Fireworks](#)
[Fun Run](#)
[Social Events & Meetings](#)



7. Refresh the site

- ▶ Periodic review
- ▶ Remove obsolete pages
- ▶ Add new items
 - improve appearance
 - rearrange to improve ease of use
 - add features



7. Refresh the site

previous home page

Polk County Association of Lakes and Rivers (PCALR)
Polk County, Wisconsin

Home | About PCALR | Our Lakes and Rivers | Management & Protection | Resources | Library

Manage, promote, protect and preserve our lakes, rivers and streams

PCALR's mission is to promote and preserve the natural, recreational, aesthetic and ecological qualities of our lakes and rivers; to provide a forum for public expression; to contact and inform public officials of specific problems of our area; and to join forces, if necessary, to achieve a goal deemed crucial by the members to change political opinion and influence governmental bodies.

Welcome to Polk County Association of Lakes and Rivers (PCALR). Our goal is to help serve your needs in managing and protecting Polk County's beautiful lakes and rivers — for recreation, for wildlife, and for future generations.

We welcome your [suggestions](#) for content and improvements.

Please explore the site to learn more about PCALR, its members and initiatives. Many of our projects and information & education documents are in the [Library](#). At the [Resources](#) page, you'll find information about Polk County government, and where to go for help in planning or implementing lake management projects. Check the [Our Lakes and Rivers](#) page for a Polk County map, and access to ordinances, zoning, and other County lake organizations.

Polk County's clean waters and close proximity to the Twin Cities make it a popular recreation destination. As development and use rises, and threats from invasive species draw nearer, wise management and avid protection of our water bodies becomes paramount. To ensure that the recreation we enjoy at our lakes and rivers today endures for future generations, we must live in harmony with what we've come here to enjoy... the water, the wildlife and the special places of Polk County. Visit our [Management and Protection](#) page to learn more.

[Sign up](#) for our mailing list and receive notices about upcoming meetings as well as education opportunities sponsored by PCALR. Attend a [PCALR meeting](#) and join others who work to manage Polk County waters.

Please consider joining PCALR at the organization or individual level. You can find a member brochure with a signup form at the [About PCALR](#) page.

PCALR NEWS

[Alert Message from "Wisconsin Lakes" Phosphorus Standards Rollback Proposed](#)

[Wisconsin Lake Conv. April 12-14, Green Bay](#)

["Your Land Resource"](#) - a Polk County ag and conservation news letter (6MB pdf) - note wet land conservation programs, & woods maintenance tips

[New AIS Landing Signs for 2011](#) [more>](#)

[Do you have a "dry hydrant" at your lake?](#) New AIS Prevention for Fire Fighters Using Dry Hydrants [more>](#)

[EWM Myths & new AIS on the Horizon \(DNR Report\)](#)

*Blue links > web pages
*Red links > download files



7. Refresh the site

home page with bulleted list

Polk County Association of Lakes and Rivers (PCALR)
Polk County, Wisconsin

Home | About PCALR | Our Lakes and Rivers | Management & Protection | Resources | Library

Manage, promote, protect and preserve our lakes, rivers and streams

PCALR's mission is to promote and preserve the natural, recreational, aesthetic and ecological qualities of our lakes and rivers; to provide a forum for public expression; to contact and inform public officials of specific problems of our area; and to join forces, if necessary, to achieve a goal deemed crucial by the members to change political opinion and influence governmental bodies.

Welcome to Polk County Association of Lakes and Rivers (PCALR). Our goal is to help serve your needs in managing and protecting Polk County's beautiful lakes and rivers — for recreation, for wildlife, and for future generations. We invite your [suggestions](#) for content and improvements.

Polk County's clean waters and close proximity to the Twin Cities make it a popular recreation destination. As development and use rises, and threats from invasive species draw nearer, wise management and avid protection of our water bodies becomes paramount. To ensure that the recreation we enjoy at our lakes and rivers today endures for future generations, we must live in harmony with what we've come here to enjoy... the water, the wildlife and the special places of Polk County.

Please explore the site to learn more about PCALR, its members and initiatives:

- Many of our projects and information & education documents are in the [Library](#).
- At the [Resources](#) page, you'll find information about Polk County government, and where to go for help in planning or implementing lake management projects.
- Check the [Our Lakes and Rivers](#) page for a Polk County map, and access to ordinances, zoning, and other County lake organizations.
- Visit our [Management and Protection](#) page to learn more.
- Please consider attending a meeting or joining PCALR at the organization or individual level. The [About PCALR](#) page provides further information on our organization, including various ways that you can participate in our activities.

Google Custom Search
Search [PCALR site only]

PCALR NEWS

Alert Message from "Wisconsin Lakes"
Phosphorus Standards Rollback Proposed

Wisconsin Lake Conv. April 12-14, Green Bay

"Your Land Resource" - a Polk County ag and conservation news letter (6MB pdf) - note wet land conservation programs, & woods maintenance tips

New AIS Landing Signs for 2011 [more>](#)

Do you have a "dry hydrant" at your lake?
New AIS Prevention for Fire Fighters Using Dry Hydrants [more>](#)

EWM Myths & new AIS on the Horizon (DNR Report)

*Blue links > web pages
*Red links > download files



Steps to Build a Website for Lake Organizations

- ▶ 1. Figure out what the site should do.
- ▶ 2. **Decide who will build the site.**
- ▶ 3. Sketch a layout for the main pages.
- ▶ 4. Create the site pages.
- ▶ 5. Move the pages to the internet.
- ▶ 6. Put a system in place for maintenance.
- ▶ 7. Refresh the site as needed.



Building a Website for a Lake Organization

Questions?

Larry Bresina, labbresina@optidat.com

Pipe Lakes District, Polk County

Karen Englebretson, karen@kje.com

Polk County Association of Lakes and Rivers

This presentation is available at
www.optidat.com/website_lkcnv11.pdf