

University of Wisconsin-Stevens Point



Stevens Point, WI • 715-346-0123

<http://www.uwsp.edu>

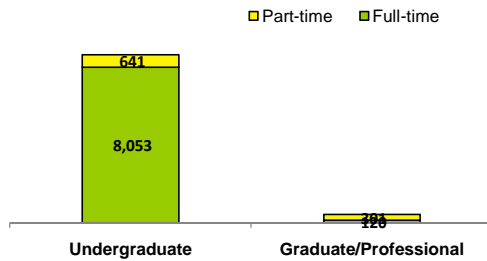
UWSP connects students to the future through rigorous study and exceptional extra-curricular opportunities at a school that is consistently ranked among the Midwest's finest public universities. Challenging learning and leadership experiences prepare our graduates for lifetimes of global citizenship. From the largest undergraduate college of natural resources in the country to prestigious offerings in education, biology, communication, fine arts and health sciences, we offer one of the most diverse curricula in the Midwest. Our city offers a beautiful and safe learning environment that has consistently ranked among the top 100 places to live in the United States. With a wide array of internships, more than 180 student organizations and the highest percentage of graduates having studied abroad of all UW institutions, we can show you the world or bring it right to your door.

Student Characteristics (Fall 2007) [More](#)

TOTAL NUMBER OF STUDENTS

9,115

Student Level and Enrollment Status



Undergraduate Success and Progress Rate [More](#)

Data used to build graph and table are not yet available

UNDERGRADUATE PROFILE

Total 8,694

Gender

Women	4,644	53%
Men	4,050	47%

Race/Ethnicity

African American / Black	94	1%
American Indian / Alaskan Native	58	1%
Asian / Pacific Islander	200	2%
Hispanic	108	1%
International	155	2%
White	7,973	92%
Race/Ethnicity Unknown	106	1%

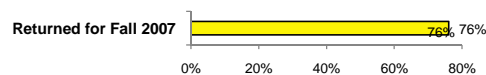
Geographic Distribution (Degree-Seeking)

Wisconsin	92%
Other US States & Territories	6%
Other Countries	2%

Age (Degree-Seeking)

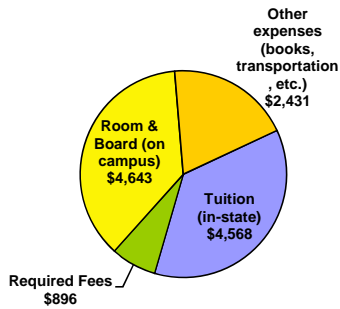
Average Age	21.5
Percent of Undergraduates Age 25 or Older	11%

Retention of Fall 2006 First-Time, Full-time Students



One of the strengths of U.S. higher education is the broad range of diverse institutions, each with its own distinctive mission. We encourage you to check out college web sites and visit campuses to get a more complete picture of the opportunities available to you!

Typical Undergraduate Costs per Year Without Financial Aid for Full-Time, In-State Students (2006-2007)



Total: \$12,538

[CLICK HERE](#) for typical out-of-state costs and any discipline-specific tuition

The cost to attend varies based on the individual circumstances of students and may be reduced through grants and scholarships.

[CLICK HERE](#)
To get a cost estimate for students like you!

Financial Aid Awarded to Undergraduates (2006-2007)

Overall Financial Aid

- 56% of 2006-2007 full-time undergraduates received financial aid of some type including need-based loans, work study, and non need-based scholarships.

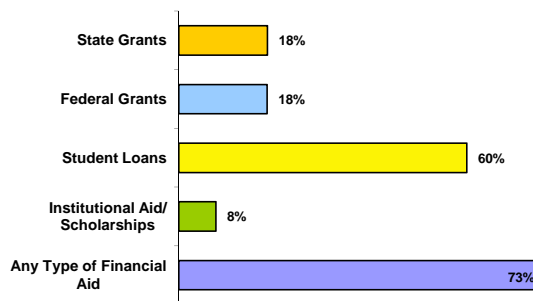
Annual Need-Based Scholarships & Grants

- 25% of 2006-2007 full-time undergraduates received need-based grants or scholarships; the average award for the year was \$5,425.

Annual Need-Based Loans

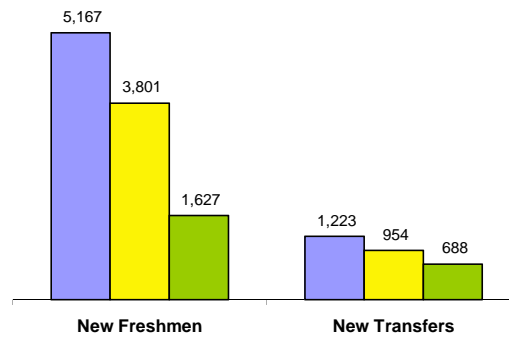
- 45% of 2006-2007 full-time undergraduates received need-based work-study and/or loans (not including parent loans); the average loan for the year was \$5,168.

Percent of Fall 2006 First-Time Students Receiving Each Type of Financial Aid



NOTE: Student may receive aid from more than one source.

Applied Admitted Enrolled



Academic Preparation of New Freshman

Test(s) Required for Admission: ACT or SAT

Middle 50% of Test Score Range	ACT	SAT
Composite	21-25	
Math	20-25	463-613
English	19-25	
Critical Reading		440-613

50% of admitted students have test scores within the ranges listed, 25% have scores above, and 25% have scores below.

Percent in top 25% of High School Graduating Class	46%
Percent in top 50% of High School Graduating Class	95%
Average High School GPA (4-point scale)	3.40

Degrees and Areas of Study

Degrees Awarded at UWSP in 2006-07

Associate's	18
Bachelor's	1,587
Master's	116
Doctoral	4
Total	1,725

Areas of Study with the Largest Number of Undergraduate Degrees Awarded in 2006-07

Natural Resources	12%
Education	12%
Social Sciences	11%
Biological/Life Sciences	9%
Business & Visual/Performing Arts (8% each)	16%
All other degree areas	40%
Total	100%

[CLICK HERE](#) for a list of undergraduate and graduate programs

The Pointer Community

UWSP is an amazing place to learn and live. Not only will you participate in an exceptional academic major, but you'll also take part in a greater learning community known for its beautiful location, welcoming culture and extensive resources. With an average class size of 28 and the highest percentage of undergraduate courses taught by full-time faculty in all of the University of Wisconsin System, we offer you the daily opportunity to interact with our world-class faculty. Their priority is teaching, but their accomplishments in the field bring cutting-edge relevance to the classroom and lab. Pointers have developed a reputation as one of the most involved and connected student bodies in the Midwest. Whether you are an outdoors person, prefer a health club setting, enjoy the rigors of competition, or just want to have fun and get to know people, outstanding recreational opportunities and facilities await you at UWSP, including a 275-acre nature reserve right on campus. Through volunteer and leadership opportunities, Pointers make a difference in the community, gain valuable experience and develop the necessary skills and confidence to be leaders in their future careers.



Study at UWSP

[More](#)

Classroom Environment

Students per Faculty	21 to 1
Undergraduate classes with fewer than 30 students	62%
Undergraduate classes with fewer than 50 students	85%

Full-Time Instructional Faculty

Total Faculty	396
% Women	41%
% from Minority Groups	8%
% with Highest Degree in Field	78%

Carnegie Classification of Institutional Characteristics

Basic Type

Master's Colleges and Universities (medium programs)

Size and Setting

Medium four-year, primarily residential

Enrollment Profile

Very high undergraduate

Undergraduate Profile

Full-time four-year, selective, higher transfer-in

Undergraduate Instructional Program

Balanced arts & sciences/professions, some graduate coexistence

Graduate Instructional Program

Postbaccalaureate with arts & sciences (education dominant)

NOTE: Institutional classifications based on the Carnegie 2005 edition.

[CLICK HERE](#) for more information on Carnegie Classifications.

Student Housing

[More](#)

90% of new freshmen live on campus

37% of all undergraduates live on campus

Campus Safety

[More](#)

Being located in one of the safest areas of the state and nation does not mean taking campus safety for granted. UWSP has an effective campus crisis communication system in place. Additionally, our Protective Services Office works 24 hours a day, 7 days a week to provide our students with a safe and secure environment in which to live, study and work. They coordinate campus security, including the Residence Hall Liaison Officer Program, Student Cadets/Escorts and the Student Transit System, which safely transports students back to their residence either on campus or within a five mile radius.

[CLICK HERE](#) for Campus Crime Statistics report.

Future Plans of Bachelor's Degree Recipients

Data used to build graph are not yet available

[CLICK HERE](#) for information on survey administration, sample, and response rate.

Student Experiences and Perceptions

Students who are actively involved in their own learning and development are more likely to be successful in college. Colleges and universities offer students a wide variety of opportunities both inside and outside the classroom to become engaged with new ideas, people, and experiences. Institutions measure the effectiveness of these opportunities in a variety of ways to better understand what types of activities and programs students find the most helpful.

[CLICK HERE](#) for examples of how UWSP evaluates the experiences of its students.

In addition, institutions participating in the VSA program measure student involvement on campus using one of four national surveys. Results from the one survey are reported for a common set of questions selected as part of VSA. Following are the selected results from the 2005-06 National Survey of Student Engagement (NSSE). The questions have been grouped together in categories that are known to contribute to student learning and development. The results reported below are based on the responses of seniors who participated in the survey.

[CLICK HERE](#) for information on survey administration, the survey sample, and the response rate.

[CLICK HERE](#) for information on the NSSE survey.

Group Learning Experiences

96% percent of seniors worked with classmates on assignments outside of class.

62% of seniors tutored or taught other students

28% of seniors spent at least 6 hours per week participating in co-curricular activities such as student organizations and intramural sports

Active Learning Experiences

85% of seniors spent at least 6 hours per week preparing for class

20% of seniors worked on a research project with a faculty member

59% of seniors participated in an internship, practicum, or field experience

64% of seniors participated in community service or volunteer work

22% of seniors participated in study abroad

97% of seniors made at least one class presentation last year

Institutional Commitment to Student Learning and Success

98% of seniors believe this institution provides support for student success

74% of seniors rated the quality of academic advising at this institution as good or excellent

64% of seniors reported that this institution provided help in coping with work, family and other non-academic responsibilities

93% of seniors reported working harder than they thought they could to meet an instructor's standards or expectations

Student Satisfaction

88% of seniors would attend this institution if they started over again

92% of seniors rated their entire educational experience as good or excellent

87% of seniors reported that other students were friendly or supportive

Student Interaction with Campus Faculty and Staff

64% of seniors believed that the campus staff were helpful, considerate, or flexible

84% of seniors believed that faculty are available, helpful, or sympathetic

96% of seniors reported that faculty members provided prompt feedback on their academic performance

72% of seniors discussed readings or ideas with faculty members outside of class

Experiences with Diverse Groups of People and Ideas

57% of seniors reported that they often tried to understand someone else's point of view

83% of seniors reported their experience at this institution contributed to their understanding people of other racial and ethnic backgrounds

33% of seniors often had serious conversations with students of a different race or ethnicity

Student Learning Outcomes

All colleges and universities use multiple approaches to measure student learning. Many of these are specific to particular disciplines, many are coordinated with accrediting agencies, and many are based on outcomes after students have graduated. In addition, those institutions participating in the VSA measure increases in critical thinking, analytic reasoning, and written communication using one of three tests.

Student Learning Assessment at UWSP

"It's all about learning!" was the theme around which UWSP centered its Spring of 2008 accreditation process. At UWSP, we care about student learning and we are working to strengthen and expand the ways that we assess what students learn. Because assessment is essential to the implementation, development, and continuation of quality learning experiences and effective teaching, UWSP deploys a comprehensive assessment program that encompasses general education, academic programs, and numerous student support programs in its Student and Business Affairs Divisions. As a campus, we are actively engaged in conversations about student learning outcomes assessment and we look forward to selecting a measurement tool and reporting its results in this College Portrait.

[CLICK HERE](#) for examples of student learning assessment and outcomes at UWSP

Pilot Project to Measure Core Learning Outcomes

Results from the pilot project using one of the three learning outcomes tests are not yet available.