


Copyright © 2006, University of Wisconsin Stevens Point. All rights reserved.

SOUTH HALL SECOND FLOOR







University of Wisconsin Stevens Point
1319 Fremont Street
Stevens Point, WI



UWSP

Emergency Plan

Arrows Denote Building Evacuation Routes.
Shaded Areas Represent Tornado/
Severe Weather Shelter Areas.
Shelter Areas Are Located On
Floors 0, 1, and 2 Of This Building.

KEY	
	YOU ARE HERE
	EMERGENCY PHONE
	AED (Located on 1st Floor)
	SEVERE WEATHER/ TORNADO SHELTER
	EVACUATION ROUTES
	FIRE EXTINGUISHER

WHAT TO DO DURING:	
<p>TORNADO/ SEVERE WEATHER</p> <p>Notifications of severe weather will be relayed to the building. If sirens sound, building occupants should take cover in the lowest safe location available, preferably in an interior room or basement. Remain in your shelter area until tornado warning is expired.</p>	<p>FIRE</p> <p>Pull a fire alarm and EVACUATE the building in the event of a fire. Before opening a door, feel if it is warm. If it is warm, leave the door closed and find an alternate path. Stay low if you encounter smoke. Stop, drop, and roll should your clothes catch fire.</p>
<p>EVACUATION</p> <p>Remain calm. Use stairs and not elevators. Pay close attention to your surroundings as you exit. Incidents such as FIRE or HAZARDOUS MATERIALS RELEASES may require that alternate paths be selected. Stay clear of the building and entry ways until the building and entry ways facilitate responder access to the emergency.</p>	

Call 911 for all Emergencies.
There will seem to be a 10 second delay, but **STAY ON THE LINE!**
Meet first responder for directions.
See UWSP Emergency Management Plan at <http://www.uwsp.edu/ehs/emp/> for details on all emergencies.
Contact Protective Services at 346-3456 for additional questions.