

UWSP Emergency Plan

Arrows Denote Building Evacuation Routes.
Shaded Areas Represent Tornado/Severe Weather Shelter Areas.
Shelter Areas Are Located On Floors 1 and 2 Of This Building.



COLLINS CLASSROOM CENTER FIRST FLOOR

University of Wisconsin Stevens Point
1801 4th Avenue
Stevens Point, WI

WHAT TO DO DURING:

TORNADO/ SEVERE WEATHER

Notification of severe weather will be relayed to the building. If a siren sounds, building occupants should take cover in the lowest safe location available, preferably in an interior room or basement. Remain in your shelter area until tornado warning is expired.






FIRE

Pull a fire alarm and EVACUATE the building in the event of a fire. Before opening a door, feel if it is warm. If it is warm, leave the door closed and find an alternate path. Stay low if you encounter smoke. Stop, drop, and roll should your clothes catch fire.

EVACUATION

Remain calm. Use stairs and not elevators. Pay close attention to your surroundings as you exit. Incidents such as FIRE of HAZARDOUS MATERIALS RELEASES may require that alternate paths be selected. Stay clear of the building and entry ways after exiting the building in order to facilitate responder access to the emergency.

KEY

-  YOU ARE HERE
-  EMERGENCY PHONE
-  AED (Located on 1st Floor)
-  SHADED AREA = SEVERE WEATHER/ TORNADO SHELTER (Located on 1st and 2nd Floor)
-  EVACUATION ROUTES

Call 911 for all Emergencies.

There will seem to be a 10 second delay, but **STAY ON THE LINE!**

Meet first responder for directions.

See UWSP Emergency Management Plan at <http://www.uwsp.edu/ehs/emp/> for details on all emergencies.

Contact Protective Services at 346-3456 for additional questions.

