





University Centers
University of Wisconsin-Stevens Point



Enhancing the Educational Experience



Allen Center for Health and Wellness Programs



Dreyfus University Center

2013-2014

EDUCATIONAL PROGRAM & SERVICE REPORT



University Centers Administration

| | |
|---|----|
| Full-time staff members within the University Centers | 33 |
| Program Units within the University Centers | 19 |
| Vendors leasing space in the University Centers (Shakti Massage and Bodywork, Haircraft, US Bank) | 3 |
| Departments located in the University Centers that report to other units on campus | 4 |

University Centers Student Employment




| | |
|--|-----------|
| Number of student employees in all units | 293 |
| Number of new student employees for the year | 149 |
| Student Manager positions within the University Centers | 19 |
| Economic impact of the University Centers student employment program | \$856,046 |
| Student employees who completed CPR/First Aid certification | 68 |
| Student employees who attended professional developmental trainings | 167 |



University Centers Reservations

| | |
|---|---------|
| Number of bookings from student organizations | 2,572 |
| Number of bookings from campus departments | 5,008 |
| Number of bookings from off-campus groups | 159 |
| Total number of people who "attended" an event at the DUC | 206,000 |

Program Services



| | |
|---|-----------|
| Number of bookings from student organizations | 188 |
| Number of bookings from campus departments | 589 |
| Number of bookings from off-campus groups | 46 |
| Technician hours worked | 11,943 |
| Gross Revenue | \$121,491 |

Centertainment Productions (CP!)



| | |
|---|--------|
| Number of programs offered | 168 |
| Number of attendees (students & non-students) | 17,523 |
| Number of movie showings | 64 |



UWSP Performing Arts Series

| | |
|--------------------------|-------|
| Number of performances | 5 |
| Total attendance | 1,373 |
| Total student attendance | 275 |

University Information & Tickets



| | |
|------------------------|--------|
| Number of tickets sold | 71,363 |
| Number of Events | 157 |



Basement Brewhaus


| | |
|---|--------|
| Cups of coffee sold | 7,949 |
| Specialty drinks sold (mocha, latte, chai, etc.) | 28,278 |
| Hours of gaming (billiards, foosball, & darts only) | 2,764 |



University Store

| | |
|---|--------------|
| Inventory valued at | \$769,432.65 |
| Number of items available | 11,892 |
| Cash paid out to students in May 2014 "buyback" | \$6,467 |
| Salary paid out to student employees fiscal year 2014 | \$181,988.37 |

Text Rental



| | |
|--|-----------------|
| In existence at UWSP since | 1894 |
| Inventory of books valued at | \$13,416,810.10 |
| Average cost of a text book | \$95.19 |
| Current UWSP cost of Text Rental to full time students | \$85.20 |
| Number of books available in Text Rental | 70,547 |
| Number of surplus books for sale at \$1-\$5 | 27,310 |
| Number of students served per semester | All of them |



PointCard Office

| | |
|--|-----------|
| Deposits | \$102,737 |
| PointCards printed | 4,028 |
| Miscellaneous (Departmental) cards printed | 1,034 |
| Meal plan changes processed | 134 |
| Meal plan purchases | 1,291 |
| Meal Plan refunds | 40 |

Outdoor Edventures




| | |
|------------------------|-----|
| Number of gear rentals | 607 |
| Number of guided trips | 17 |
| Number of clinics | 18 |

Allen Center Programming



| | |
|--|-----|
| Zumba Turbokick Party participants | 303 |
| Get to Know Allen Center participants | 212 |
| Groovin' with Allen participants (Volleyball) | 42 |
| Group Fitness Extravaganza participants | 120 |
| Alcohol and Other Drug Awareness Week participants | 86 |
| Alcohol-Wise survey response rate | 98% |




Recreational Sports & Activities

| | |
|------------------------------------|-------|
| Intramural participation | 8,884 |
| Intramural activities offered | 24 |
| Recreational student organizations | 30 |

Student Health Promotion Programs



| | |
|--|-----|
| Client visits (#1 reason- stress management) | 330 |
| Number of educational programs offered | 42 |
| Personal wellness coachings facilitated (25 clients) | 112 |



Cardio Center and Group Fitness

| | |
|-------------------------------|-------|
| Memberships | 1,417 |
| Free fitness hours attendees | 965 |
| Group fitness classes offered | 896 |
| Group fitness participants | 9,114 |



Student Leadership and Involvement

| | |
|---|------------|
| Recognized student organizations | 203 |
| Number of students involved in student organizations | Over 1,500 |
| Number of Involvement Fair attendees | Over 1,000 |
| Number of participants in service/leadership trips and seminars | 910 |
| Leadership program attendance | 884 |
| Student organization advisor training attendees | 120 |
| Greek community members | 177 |

SERVE Volunteer Program



| | |
|--|---------|
| One-time volunteer project participants | 910 |
| Service trip participants | 44 |
| The Cupboard volunteers | 80 |
| Number of UWSP students who participated in SIEO volunteer events | 1,991 |
| Number of hours UWSP students volunteered as part of SIEO volunteer events | 4,807.5 |



Blood Drives

| | |
|------------------------|-----|
| Number of donors | 785 |
| Number of volunteers | 172 |
| Units of blood donated | 695 |

UWSP Student Employment



| | |
|--|----------------|
| Number of students on campus payroll | 3,081 |
| On campus employment earnings | \$7,044,075.17 |
| Number of jobs posted on campus QUEST system | 1,649 |

University Centers Mission

As a student centered organization, we support the mission of UWSP by shaping the educational experience outside the classroom, providing essential services, and maintaining unique environments where the campus community can gather and renew.

Vision

We aspire to provide holistic opportunities for challenging and engaging lifelong learning experiences.

Values

Sound Business Practice

Involvement

Engagement

Responsibility

Respect

Learning

Ethics/Integrity

Knowledge

Fun

Self-Discipline

Self-Determination

Mutually Supportive Environments

High Expectations

Diversity


Goals

SERVICES: Provide quality, cost effective, and convenient services as guided by student input.


EDUCATION: Engage students through employment, service and leadership opportunities that teach personal and professional skill development and the social change model.

RENEWAL: Develop and promote activities that enhance a sense of belonging; encourage positive student interaction; and provide fun, fitness, and balance.

ENVIRONMENTS: Create and manage a variety of environmentally friendly, safe, comfortable, clean and accessible environments that encourage the university community to gather formally and informally.



344 Dreyfus University Center | 715-346-3201



For more information, please contact us.



No state tax revenue supported the production or printing of this document.



University Centers
University of Wisconsin-Stevens Point